

October 2020

# Heel And Sit News

NEWSLETTER OF THE GREAT SALT  
LAKE DOG TRAINING CLUB

## What's Happening.....

### Clubs Election News

page 2

### AKC ATT Test and Pictures

page 3-6



### Schedule of 2020 Trials, Classes, General Meeting Schedule

page 7-8

### AKC Virtual Home Manners

Another event to earn titles from home via video page 9-15

### November Obedience & Rally Trials Reminder


page 16



### Members Page

page 17-18





*Teaching dogs and their humans since 1962.*

**Please remember, there will be NO Elections this Year.**

September is normally the time we start to prepare for our upcoming elections. Each year in October we vote new officers into the open positions. We even accept nominations from the floor.

We go through the General Meeting attendance records from October the previous year to September of the current year and anyone who has attended the minimum required meetings during that time (normally 6 meetings) is eligible to be nominated.

Since we have only be able to hold 5 General meetings from September to February before the shut down due to COID 19, the Board has decided that the current Board and Officers will remain in their positions through Oct 2021.

If you are interested in a Board or Officer position, please attend the General meetings once they start back up to get yourself on the attendance roles to be nominated. We will post when we can have the general meetings again on our webpage and Facebook page. The General meetings are held on the 4th Monday, January through November. Normally held at the Columbus Center at 2530 S 500 E in Salt Lake City, except the August meeting is our annual Picnic and is held at Murray Park. So keep watching for those updates!





# The GSLDTC held it's 1st AKC Temperament Test (ATT)

on Sept 22, 2020




In the ATT, dogs are tested in 6 categories of stimuli that include:

- |             |                            |
|-------------|----------------------------|
| 1. Social   | 4. Tactile                 |
| 2. Auditory | 5. Proprioceptive (motion) |
| 3. Visual   | 6. Unexpected stimulus     |

For more information on the AKC ATT Test please go here: <https://www.akc.org/akctemptest/>



**SOCIAL**



**Auditory**



**Visual**







## Tactile



Walking over a wire crate



## Proprioceptive (motion)



## Unexpected stimulus





Some additional pictures taken at the ATT Test. All pictures were taken by April Bruce and Tonya Worthington.





## AKC ATT Test Passes



Last month there was a STAR Puppy Graduation Class Picture that was left out.

**CONGRATS Everyone for a job WELL DONE!!!!**



# GSLDTC 2020 Schedule of Events & Trials

Page 7

## AKC Temperament Test—POSTPONED New Date Added

New DATE Tuesday, Sept 22, 2020 - 2 tests that night  
National Guard Armory, West Jordan, Utah

**Premium List is on our website under Upcoming Events**

## Beehive Cluster/Intermountain KC & Utah Valley KC—CANCELLED

April 30, May 1, 2, 3, 2020  
Equestrian Center  
South Jordan, Utah

## TD Test (Tracking Dog)

Sunday, May 10, 2020  
Plot Saturday, May 9, 2020  
Entries close Wednesday, April 29, 2020  
Saratoga Springs, Utah

**Premium List is on our website under Upcoming Events**

## Scent Work Trial

Summer 2020 Dates to be Announced  
National Guard Armory  
West Jordan, Utah

**Premium List is on our website under Upcoming Events**



## Agility/Obedience/Rally Trials

September 11, 12, and 13, 2020  
Friday, Saturday and Sunday  
Agility Trial x 3 days  
Obedience Trial x 3 days  
Rally Trial x 3 days  
Held with Bonneville Basin KA  
Farmington, Utah

**Premium Lists is on our website under Upcoming Events**

## Combined VST/TDU Test (Variable Surface/Tracking Dog Urban) **This event has been cancelled**

Sunday, October 2020  
Date to be announced after the University of Utah football schedule is finalized

## Obedience/Rally Trials

Friday, November 6, Saturday, November 7 and Sunday, November 8, 2020  
Farmington, Utah

**Premium Lists is on our website under Upcoming Events**



**General Meetings Schedule:** held at the Columbus Center. 2530 South 500 East—Salt Lake City at 7 pm Room 101 but occasionally moved to the gym.

**Mar 23rd**—Presentation will be **Wendy & Penny speaking on the AKC Temperament Test—CANCELLED**

**April 27th**—Presentation will be **Joe the Vet Tech speaking on Seasonal Allergies—CANCELLED**

**NO General Meeting in May** due to the Memorial Day Holiday

**June 22nd**—Presentation will be TBD—**CANCELLED**

**July 27th**—Presentation will be TBD—**CANCELLED**

**Aug 24th**—**Annual Picnic held at Murray Park Pavilion #4—CANCELLED**

**Sept 28th**—Presentation will be TBD—**CANCELLED**

**Oct 26th**—Presentation will be TBD—**CANCELLED**

**Nov 23rd**—Presentation will be Train the Trainer by Wendy McCleery

**NO General Meeting in Dec** due to the Holidays

### **NO CLASS SIGN UPS OR CLASSES UNTIL AT LEAST FEBRUARY 2021**

The Armory is not allowing any use of their building until COVID evaluations in January 2021

THANK YOU so much for all our dedicated instructors and support members!!

#### **Tuesday Classes:**

**7:00 pm**—Rally with Deb & Jessica

**7:00 pm & 8:00 pm**— Competition Classes with April

**7:45 pm**— Tricks with Lisa

**7:45 pm**—Beginning Scent Work with Darlana & Toni

**8:00 pm—8:30 pm**—ATT or Conformation Class held as a 4 week class cost of class is \$40.00 for the 4 weeks. ATT & Conformation class is held on alternating months. Not the same month.

**8:30 pm**—Advanced Scent Work

**8:30 pm**—Advanced Class with Michelle or Penny

#### **Wednesday Classes:**

**7:00 pm**—

**7:45 pm**—

**8:00 pm**—

**8:30 pm**—

**8:45 pm**—

The above are normal start

times of Wednesday's classes. The classes held on Wednesday's are:

Puppy, Beginning Obedience, & Intermediate Obedience



'Training often fails because people expect way too much of the animal and way too little of themselves.'

- Bob Bailey





Virtual Home Manners

# EVALUATOR AND PARTICIPANT GUIDE



October 2020

## Virtual Home Manners

### EVALUATOR AND PARTICIPANT GUIDE

- Puppies and dogs must pass all 10 items on the checklists to earn the titles.
- Forms including Checklists and Title Applications are at: <http://akc.org/virtual-homemanners/>
- Tests must be administered by AKC Approved CGC Evaluators.
- Videos of the tests in action can be viewed at: <http://akc.org/virtual-home-manners/>

### Puppy Title (3 months [12 weeks] to 1 year)

**Food may be used as a reward during the test unless otherwise specified (#8, #10).**

#### 1. Allows owner to pet the puppy

The puppy will allow the owner to pet its head/chin, shoulders and back.

- For the video, the owner will pet each of the specified areas (head/chin, shoulders, and back) 2 to 4 times in any order.
- The owner may stand, sit, or kneel to pet the puppy.
- The puppy should not resist or try to get away, and should show no signs of aggression. The owner may talk to the puppy while petting.

#### 2. Grooming

The puppy will tolerate brushing (of the back and chest) by the owner.

- For the video, the owner will brush the puppy's back and chest 2 to 4 times in any order.
- The owner may stand, sit or kneel to brush the puppy.
- The puppy may be on a grooming table or platform. If the puppy is placed on a grooming table, the grooming loop (that goes around the neck) should not be used for this test item.
- The puppy should not resist, try to get away, or bite at the brush. The puppy should show no signs of aggression. The owner may talk to the puppy while brushing. The puppy may show interest in the brush.
- Depending on the dog's coat type, the equipment used may be a brush or grooming mitt.

#### 3. Sit on command – can use lure

The puppy will respond to the owner's cue (verbal, hand signal, or both) to "sit."

- For the video, the puppy will sit 2 times when cued by the owner.
- Depending on the size of the puppy, the owner may stand or kneel.
- A lure (food or toy) may be used to encourage the puppy to sit.





#### **4. Down on command – can use lure**

The puppy will respond to the owner's cue (verbal, hand signal, or both) to "down."

- For the video, the puppy will down 2 times when cued by the owner.
- Depending on the size of the puppy, the owner may stand or kneel.
- A lure (food or toy) may be used to encourage the puppy to down.

#### **5. Comes when called**

The puppy will come when called from 10 ft. This skill is tested in the house.

- For the video, the puppy will come 1 time when called from 10 ft. by the owner.
- The puppy may be in any position (sit, stand, down) when called.
- Owners may bend over, clap their hands and encourage the puppy to come.
- Puppies do not have to "sit front" when they get to the owner.

#### **6. Go to place**

The puppy will go to his or her 'place' and will stay for 15 seconds.

- For the video, the owner will give the cue for the puppy to go to its "place" (or "bed", "crate", etc.). Starting with the puppy at the owner's side, the owner will give the cue (verbal, hand signal or both) and the puppy must go to its "place" 10 ft. away.
- The puppy must lie down in its "place."
- When 15 seconds has passed, the owner may go to the puppy to release it.

#### **7. House-trained**

The owner will attest that the puppy is house-trained (or for young puppies, has a house training plan in place).

- Say if the puppy is house-trained or working on it.
- How old was your puppy when you got it? How long have you had your puppy?
- What was your system for housetraining?
- Demonstrating outside that your dog will "go potty" on cue is optional for the video.

#### **8. Demonstrates relationship – no food rewards in this exercise**

The owner (or a family member) and puppy will demonstrate that they have a good relationship by playing together. The puppy will play indoors with the owner or family member.

- For the video, the owner and puppy will demonstrate playing for about 10 seconds.
- The owner will choose at least 1 activity for play: a stuffed animal, ball, simple trick, preferred game, etc.
- Depending on the activity, the owner may stand, kneel or sit.



## 9. Out for a walk

The puppy will walk on a leash (outside) for at least 20 ft. two times.

- For the video, the owner and puppy leave the house and go outside for a walk. The video may stop between the previous trick dog indoors and start again once the owner and puppy are outside.
- The owner and puppy should walk at least 20 ft. and stop, then walk another 20 ft. For the second 20 ft., the owner may choose to do an about turn and return to the starting point.
- The puppy does not have to sit when the owner stops.
- The puppy should be walked on a regular leash (not a retractable leash). The puppy may wear a buckle collar, martingale, or body harness.
- If the puppy has been trained, the owner may cue the puppy to “heel,” but the heel position is not required.
- The puppy should not be pulling on the leash. The owner may use food to encourage walking on a loose lead.

## 10. Exercise outside – no food rewards in this exercise

The owner or a family member will provide the puppy with structured (owner facilitated) outdoor exercise.

- The puppy will fetch a toy/ball/soft disc, chase, swim, or run with the owner.
- For the video, about 10 seconds of exercising should be shown.

### Adult Title (4 months - on)

**Food may be used as a reward during the test unless otherwise specified (#8, #10).**

### 1. Allows owner to pet and groom the dog

- The exercise begins with the owner briefly petting and talking to the dog.
- After briefly petting the dog, the owner will brush the dog. The dog will allow the owner to brush its head/chin, shoulders, back, chest and belly in any order.
- The dog owner will also check the ears and feet briefly.
  - For the video, the owner will pet the dog briefly and then brush each of the specified areas (head/chin, shoulders, back, chest and belly) 2 to 4 times in any order.
  - Depending on the size of the dog, the owner may stand, sit, or kneel to pet and groom the dog.
  - The dog may be placed on a grooming table or platform. If the dog is placed on a grooming table, the grooming loop (that goes around the neck) should not be used for this test item.
  - The dog should not resist or try to get away, and should show no signs of aggression. The owner may talk to the dog during petting and grooming.
  - The dog may lie on his/her back while his/her belly is brushed.
  - Depending on the dog's coat type, the equipment used may be a brush or grooming mitt.





## **2. Sit on command – no lure**

The dog will respond to the owner's cue (verbal, hand signal, or both) to "sit."

- For the video, the dog will sit 1 time when cued by the owner.
- The owner will stand in front of or to the side of the dog and will give the dog a hand signal and/or verbal cue such as, "Sit" or "[Dog name], sit."
- Lures or "pretend food" in a closed hand may not be used to guide the dog into position, but food rewards following the behavior are acceptable.

## **3. Down on command – no lure**

The dog will respond to the owner's cue (verbal, hand signal, or both) to "down."

- For the video, the dog will down 1 time when cued by the owner.
- The owner will stand in front of or to the side of the dog and will give the dog a hand signal and/or verbal cue such as, "Down" or "[Dog name], down."
- Lures or "pretend food" in a closed hand may not be used to guide the dog into position, but food rewards following the behavior are acceptable.

## **4. Comes when called**

The dog will come when called from 20 ft. or another room. This skill is tested in the house.

- For the video, the dog will come 1 time when called from 20 ft. by the owner.  
Or, with the dog in another room, the owner will call the dog to come.
- The dog may be in any position (sit, stand, down) when called.  
A helper may be with the dog in another room if this version of the skill is selected.
- The owner should give a single command such as a verbal cue, "Come!" or "[Dog's name] Come!" rather than "Come, Come on, Come, Come!" A hand signal may also be used (alone or with the verbal command).
- Dogs do not have to "sit front" when they get to the owner.

## **5. Manners related to food**

Will demonstrate good manners in the presence of food. This exercise is done indoors.

- For the video, choose one of these two options:
  - 1) the owner sits to have a snack, or
  - 2) the owner places the dog's dish (with food) on the floor.
- OWNER SITS TO HAVE A SNACK
  - Owner sits at table or counter and eats a snack. The dog should be nearby. the dog can sit or lie down, and should be under control and not begging.
  - There should be about 10-15 seconds of video for this skill.
  - When the owner is finished eating, the dog may be rewarded with a treat.



- **OWNER PUTS DOG'S DISH DOWN**

- Owner puts some food in the dog's dish.
- Owner may take the dish to where the dog is fed.
- Owner puts the dish down. The owner may cue the dog, "Wait" or "Get back" if necessary.
- Owner may say something like, "Okay," to indicate to the dog he can eat the food (dog has waited about 5 seconds).
- The dog should not be pushy, lunging for the food, etc.

## **6. Doorbell – Dog behaves appropriately**

The dog will behave appropriately when the doorbell rings.

- For the video, a helper can ring the doorbell, or the owner can activate a doorbell sound.
- When the doorbell rings, the dog should not bark excessively. The dog should be under control.
- The owner may cue the dog to sit, down, or go to its place before opening the door.
- The owner should open the door and say a few words, (to the helper or a pretend person), then close the door.
- The dog may be rewarded for staying in a sit, down, or at its place.

## **7. Go to place/crate – Stay 1 minute**

The dog will go to his or her 'place' or crate and will stay for 1 minute.

- For the video, the owner will give the cue for the dog to go to its "place" (or "bed", "crate", etc.). Starting with the dog at the owner's side, the owner will give the cue (verbal, hand signal or both) and the dog must go to its "place" 10 ft. away.
- The dog must lie down in its "place."
- When 1 minute has passed, the owner may go to the dog to release it.
- If a crate is used, the owner may choose to leave the door open or closed.
- The dog may be rewarded at the end of 1 minute if it has stayed in its place.

## **8. Demonstrates relationship – no food rewards in this exercise**

The owner (or a family member) and dog will demonstrate that they have a good relationship by playing together. The dog will play indoors with the owner or family member.



- For the video, the owner and puppy will demonstrate playing for about 10 seconds.
- The owner will choose at least 1 activity for play: hide & seek, scent game with 3 cups, do a trick, play with a toy (stuffed animal, etc).
- Depending on the activity, the owner may stand, kneel or sit.



## 9. Out for a walk

The dog will walk on a leash (outside).

- For the video, the exercise will begin indoors with the owner saying something to the dog such as, "Let's go for a walk."
  - The owner will put the leash on the dog and exit the door. The dog must remain under control and not drag the owner out of the door.
  - The video may stop after exiting the door and start again once the owner and dog are outside.
- Once outside, the owner and dog should take a short walk to include a turn or about turn, and a brief fast pace of 4 to 5 steps ("Let's hurry!")
  - The dog does not have to be in the heel position.
  - The dog does not have to sit when the owner stops.
  - The total time for the demonstration of the walk outside will should be about 10 to 15 seconds.
- The dog should be walked on a regular leash (not a retractable leash). The dog may wear a buckle collar, martingale, or body harness.
- If the dog has been trained, the owner may cue the dog to "heel," but the heel position is not required.
- The dog should not be pulling on the leash. The owner may use food to encourage walking on a loose lead.

## 10. Exercise outside

The owner or a family member will provide the dog with structured (owner facilitated) outdoor exercise.

- The dog will fetch a toy/ball/soft disc, chase, swim, or run with the owner.
- For the video, about 10 seconds of exercising will be shown. If the dog earned the Virtual Home Manners Puppy title, choose another form of exercise to demonstrate in this VHM Adult video.

*For any questions, contact: [cgc@akc.org](mailto:cgc@akc.org)*



## Remember the GSLDTC's Obedience & Rally Trials

Nov 6, 7 & 8th held at the Legacy Events Center in Farmington, UT  
Obedience and Rally will be held in Buildings 2 & 3 Entries open now through 5 pm Oct 21st. Premium  
List & fillable entry form is on our website.

ALL COVID 19 safety precautions will be in place which includes all MUST Social Distance and ALL  
MUST wear a Mask.

For questions, please contact Deb Nendell at [DogShowSec@gmail.com](mailto:DogShowSec@gmail.com)



## We NEED Volunteers to Steward at the Trails


If you are interested, PLEASE contact Donna Smith at [karyonwesties@q.com](mailto:karyonwesties@q.com) or Penny Morrison at [pennlcm@yahoo.com](mailto:pennlcm@yahoo.com) NO experience necessary!

## We NEED Sponsors for our Obedience and Rally Trophies

As we get ready for the November Trials this year, we are looking for Trophy Sponsors. If you are interested in being a trophy sponsor, please email Catherine McBride at [mcbride.catherine@gmail.com](mailto:mcbride.catherine@gmail.com) and let her know your preferred class and how many days. Each class/day is \$10 and \$30 for the entire weekend.







## Member's Page




**From: Lisa Quibell:** Love, love, love my pups!! Luna had 4 runs today and Stark had 2. They both qualified in all 6! Luna finished her Advanced Exterior and Container legs, which completed her level title! Her last Advanced run she placed first. She also had her first Excellent qualifying score - in Container! Which is ironic if you knew how much we struggled to wrap up that last Container leg. Stark needs one more Novice Exterior to complete his level - this is only his second trial. He placed second out of 21 dogs in his second run today! Very proud of them both - and myself. I think this is MY best trial yet. I did a great job of waiting Luna out and letting her work which has been hard for me in the past. Special thanks to everyone that volunteered today to put on the trial,




**From: Cynthia Heyman:** Dreamer and Jet had fun at the scent work trial today! Jet rocked it and got two master containers Q's. He also got two master Exterior Q's. Those all gave him his master Exterior and master containers titles! Dreamer got one advanced containers Q! I'm still working on his indication. ➡

**From: Rachel Boekweg:** Syl did it again!! She took Winners Bitch at the Bonneville Basin Kennel club shows! She brought home 4 points, I am so proud of her Thanks Susan Strickland for trusting me with this amazing girl! Thank you April Bruce for the pictures and for all the help you have given me. What a great way to end the show season! Syl was entered in the Boise shows and did an amazing job! First show she got Best Of Breed over 3 champions for a 4 point Major. Second show she got Reserve winners bitch and the third show the major broke, but she got best of winners for 2 more points!! We didn't get to go to very many shows this year due to Covid, but we sure had fun with the shows we had. We started showing 6 weeks ago and we have 11 of the 15 points she needs for her AKC championship and 1 of the 2 majors. She did this all with me (a newbie) handling her. I have so many people to thank for this. I have received so much help and I am feeling super blessed. I can't wait to finish this girl next year!



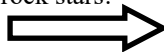
**From: KC Owens:** Well UDX leg 8 in the book!!!! 2 more till title. we had a 188 in utility and a drumroll please (i believe manna from Heaven) 198 in Open B. We also had our very first experience at a run off. Now the fun- ➡  
ny part is that my bg was low going in. I had treated it but it was still dropping. i sort of remember the first run but not really. They tell me the run off is the same heeling pattern as Open. I had a dumb look on my face and couldn't remember. haha I AM SO PROUD OF TOTEM!!!She was relaxed and happy Fun day!!

**Brenda Santistevan:** Willow had fun at the fast CAT trial this weekend! ⬅






**From: Tonya Worthington:** Brody aced his temperament test tonight! All the dogs were really tested by the elements tonight with the rain, thunder, lightning, wind and brief hale storm. That should have been a test in itself but we pushed on and qualified both tests! Thank you so much to the GSLDTC for holding the first Temperament test in Utah! I know so much work and planning went into it and it ran flawlessly! You all are rock stars!



**From: Jann Redding:** And then it was. A title on the front end. Congratulations to my little dog. That was a long time in coming. CH Sqwire Garcia Aria Da Capo VCD1 RI TD2 CAA DCAT RATCHX2 CGC TKA Thank you many times over to those to numerous to mention individually for your undying help in our journey. It indeed takes a village.




**From: April Bruce:** Puzzle & Spring earned their AKC ATT Title




**Coleman:** Super proud of Hudson! Earned his Rally Advanced title this past weekend with 3 first places and a perfect score of 100! First time off leash in a difficult environment! Then we went to an ASCA trial. What an amazing ASCA agility trial PAW Idaho put on!! Hudson got his novice standard title and open jumpers title with a total of six Qs! Aspen got his elite jumpers title with a total of five Qs all in elite! Working on his ATCH!! Roger Coor was an amazing judge! Fun times!

**From: Betsy**



**From: Brandy Childs:** What a weekend for the boys!! They did me proud and handled the last 3 action packed weeks so well!!



**From: Judy Campbell:** Ali & I went to the Reno Shows Sept 26 & 27, On Sunday Ali took Winners, Best of Winners & Best of Opposite Sex. Added 2 more points to her total. Only 3 more to go!



**Disclaimer:** "Heel And Sit News" is emailed by the 10th of each month. Deadline for submission of articles and information for that issue is the 1st of the month. Opinions expressed in "Heel and Sit News" are not necessarily those of the Great Salt Lake DTC, the Staff, or the Board of Directors. Articles appearing in "Heel and Sit News" may be reprinted, provided credit is given the author and source. Materials submitted for publication in "Heel and Sit News" will be kept for 30 days following the mailing of the issue in which they appear. Following publication, materials will be discarded unless otherwise requested at the time of submission.

Please send submissions and Letters to the Editor, Judy Campbell  
14008 Point View Court, Draper, UT 84020 or E-mail wasatch-  
mtnvizslas@gmail.com For address changes, please notify Judy  
Campbell, at above.

website: [www.gsldtc.com](http://www.gsldtc.com)

**Officers:**

President:	Tom McLelland
Vice President:	Penny Morrison
Exec. Secretary	Dorathy Hart
Home Secretary	Judy Campbell
Treasurer	Donna Smith

**Board of Directors:**

**"Heel and Sit News"**  
**c/o PO Box 709632**  
**Sandy, UT 84070**

Show  
Training  
Hospitality  
Trophy

**Committee Chairs:**

Advertising  
Trophy  
Obedience  
Rally  
Agility  
Tracking  
Scent Work  
Trick Dog  
Volunteer

Jeff McCleery  
Mark Kuhn  
Wendy McCleery  
Michelle Larsen  
Stephanie Evans  
Brandy Childs  
Catherine Beattie

Wendy McCleery/Judy Campbell  
Lexi Hancock  
Donna Smith  
Penny Morrison  
George Hart  
Wendy McCleery  
Darlana Quinn  
Lisa Quibell  
Lisa Quibell